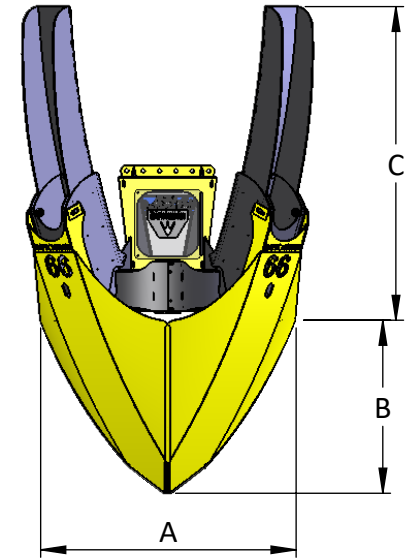
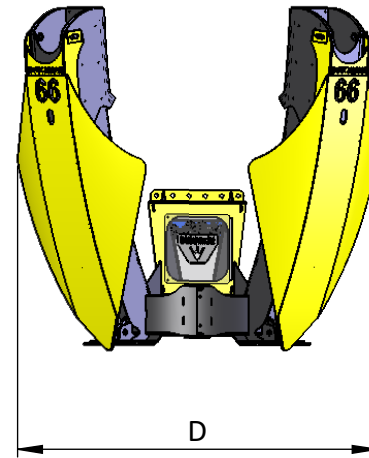


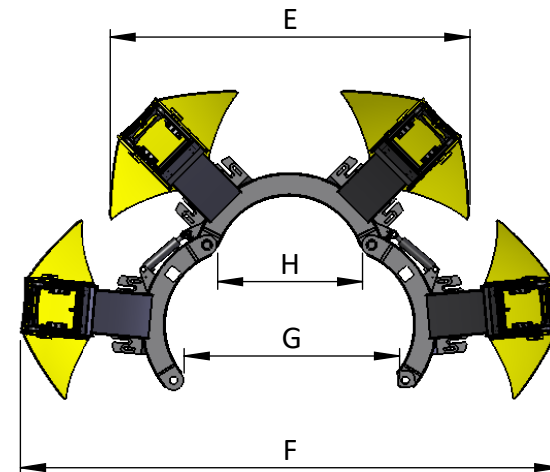
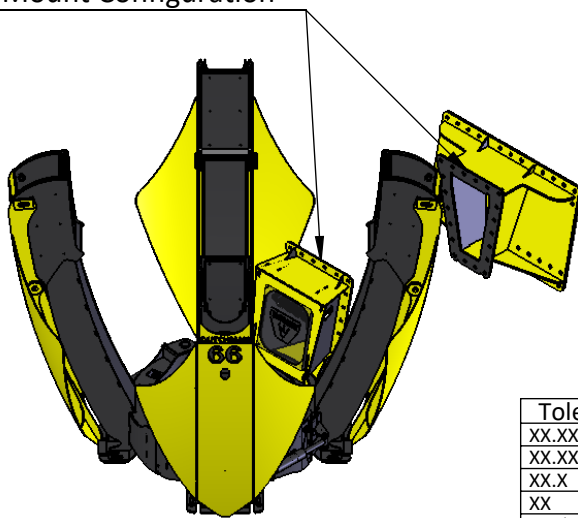
Dutchman 66" Curve Blade

Dimensions

A	Rootball Diameter:	1689	mm	66.4"
B	Rootball Depth:	1143	mm	45"
C	Working Height:	2075	mm	81.6"
D	Machine width blades up	2379	mm	93.6"
E	Width Gates Closed:	2379	mm	93.6"
F	Width Gates Open:	3567	mm	140.4"
G	Gate Clearance:	1424	mm	56"
H	Frame ID:	959	mm	37.7"
Approx. Spade Weight:		2268	Kg	5000 lbs
Approx. Loader Neck Weight:		318	Kg	700 lbs
Approx. Rootball weight:		1860	Kg	4000 lbs
Total Weight		4409	Kg	9700 lbs
Operating Pressure		240	bar	3500 psi
Operating Flow		90	L/min	24 gpm



Loader Neck bolts to spade for Loader Mount Configuration



Tolerances	Assy/Part:	[Main] DMI-SPA-06614-R200-A6	Quantity:	
XX.XXX ±0.008	Drawing:	[Specifications] DMI-SPA-06614-R200-A6-66 SPEC	Revision:	
XX.XX ±0.030	Config:	Blade-66 Down	Scale:	1:50
XX.X ±0.062	Material:		Sheet:	1 of 1
XX ±0.125	Angles	±1°	Thickness:	
Third Angle	$\frac{X}{X}$ " $\frac{1}{32}$ " Unless otherwise noted all units are in: in, lb. Drawing is not to scale unless noted otherwise.	Proprietary and confidential. Do not distribute the information contained in this drawing without written permission from Dutchman Industries Inc.	Weight:	
		Designer:	Date:	2018-04-16



Dutchman
INDUSTRIES INC.
3735 Sideline 16 N. Brougham, Ontario, Canada, L0H 1A0
1.800.293.0070
www.dutchmantreespade.com