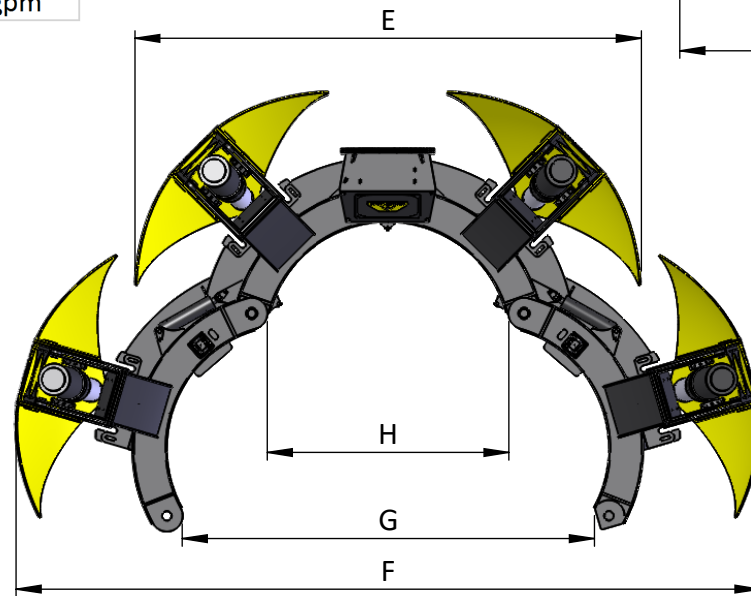
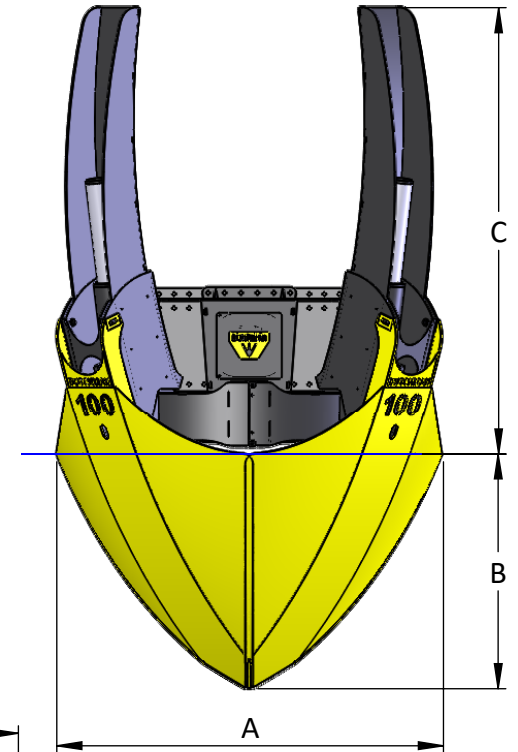
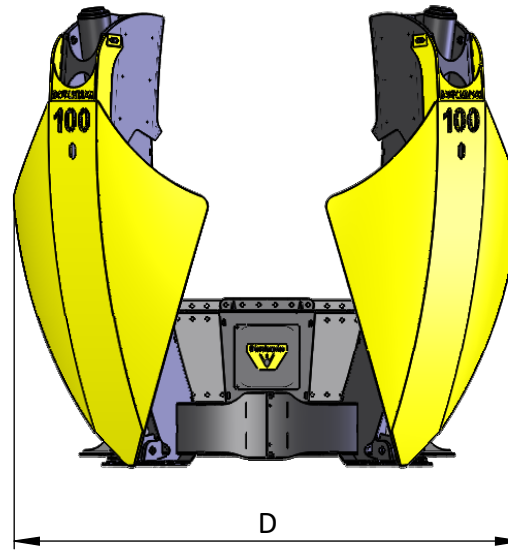


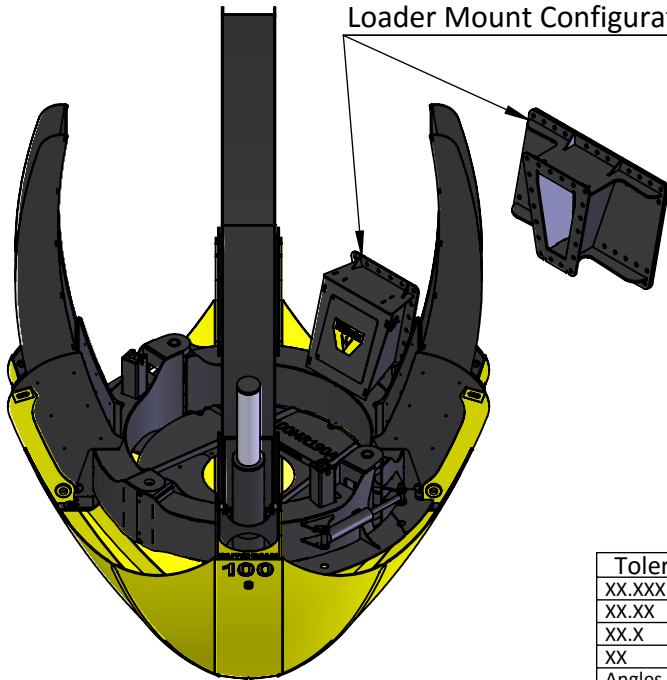
Dutchman 100" Curve Blade

Dimensions

A	Rootball Diameter:	2557	mm	100.6"
B	Rootball Depth:	1553	mm	61.1"
C	Working Height:	2954	mm	116.2"
D	Machine width blades up	3350	mm	131.8"
E	Width Gates Closed:	3350	mm	131.8"
F	Width Gates Open:	4934	mm	194.2"
G	Gate Clearance:	2726	mm	107.3"
H	Frame ID:	1599	mm	62.9"
Approx. Spade Weight:		5045	Kg	11100 lbs
Approx. Loader Neck Weight:		318	Kg	700 lbs
Approx. Rootball weight:		6136	Kg	13500 lbs
Total Weight		11500	Kg	25300 lbs
Operating Pressure		240	bar	3500 psi
Operating Flow		90	L/min	24 gpm



Loader Neck bolts to spade for Loader Mount Configuration



Tolerances	Assy/Part:	[Main] DMI-SPA-10014-R190-A8	Quantity:	
XX.XXX ±0.008	Drawing:	[specifications] DMI-SPA-10014-R190-A8-100-SPEC	Revision:	
XX.XX ±0.030	Config:	Blade-100, Down, Closed	Scale:	1:50
XX.X ±0.062	Material:		Sheet:	1 of 1
XX ±0.125			Thickness:	
Angles ±1°			Weight:	
Third Angle	$\frac{X}{X} \frac{1}{32}$ Unless otherwise noted all units are in: in, lb. Drawing is not to scale unless noted otherwise.		Designer:	
	Proprietary and confidential. Do not distribute the information contained in this drawing without written permission from Dutchman Industries Inc.		Date:	2016-05-06

Dutchman INDUSTRIES INC.
 3735 Sideline 16 N. Brougham, Ontario, Canada, L0H 1A0
 1.800.293.0070
 www.dutchmantreespade.com